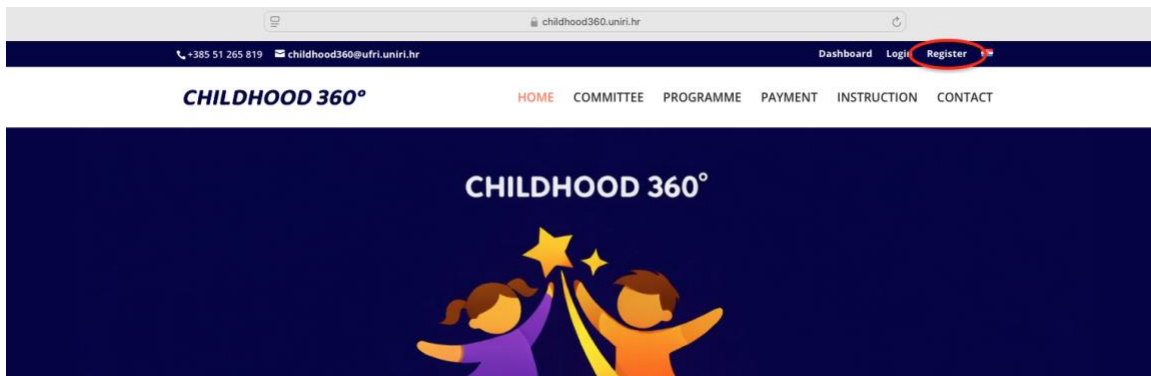


# Instructions for Submitting Papers (WP Abstract)

Childhood360.uniri.hr

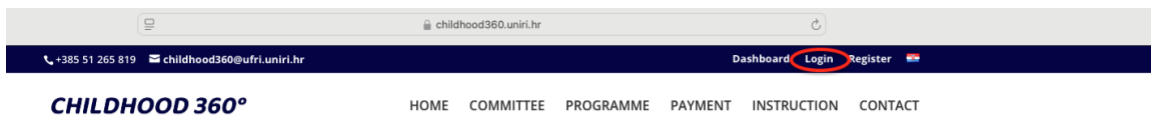
## 1. Registration

- Click “Registration” in the upper-right corner of the website.
- Fill in the required information in the form.
- You will receive an email with a confirmation link (please also check your Spam/Junk folder).



## 2. Login

- After confirming your registration, click “Login” in the upper-right corner.
- Log in using the details you provided during registration.



Dashboard

Please sign in for your conference participation

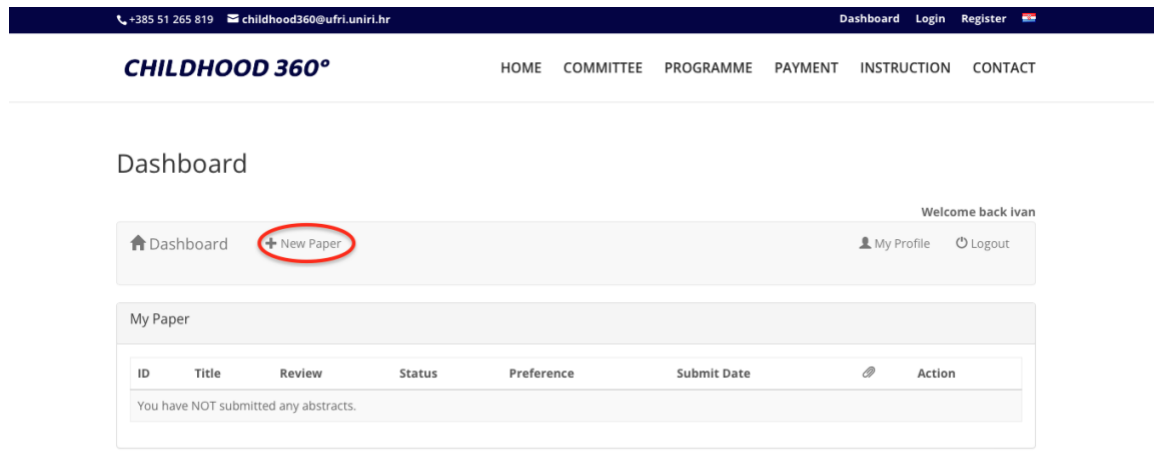
Sign In [Forgot Password](#) [Reset](#)

Enter security code (required)

Remember Me

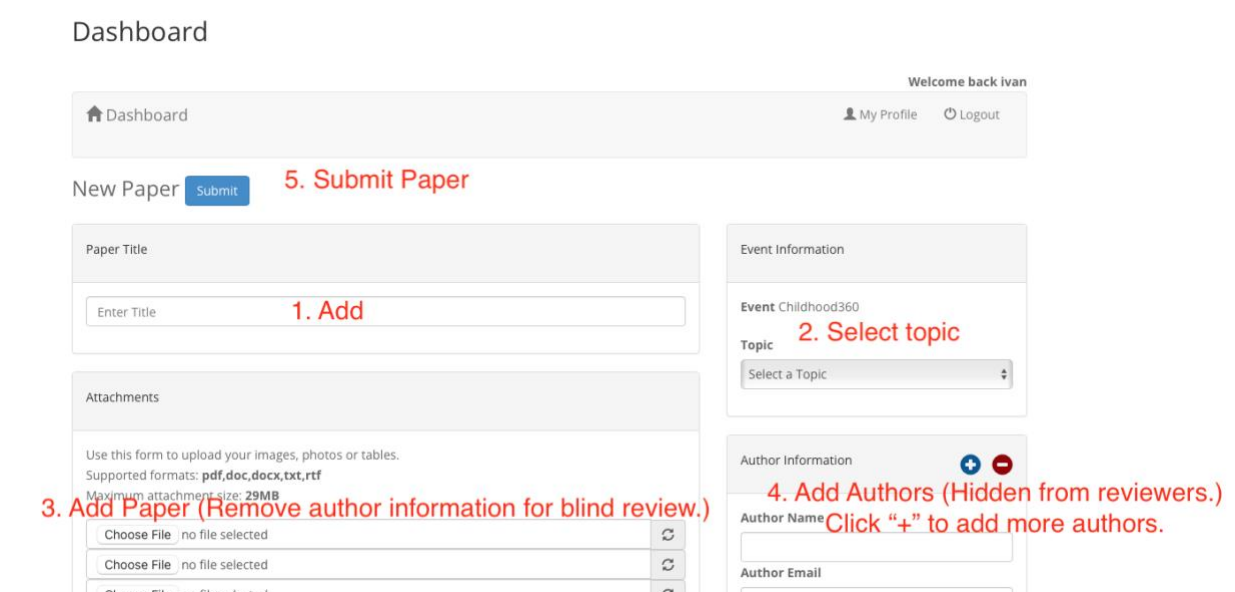
### 3. Dashboard – overview of submissions

- After a successful login, you will have access to your Dashboard, where you can:
  - submit a new paper
  - track the status of your submitted papers



### 4. Submitting a new paper

- To submit a new paper, click “New Paper”.
- Complete all required fields and upload your paper file.
- To add multiple authors in the “Author information” section, enter the first author and then click “+” to add additional authors.



## 5. Final submission

- Review the entered information and the uploaded file.
- Click “Submit” to complete the paper submission.
- You can track the submission status in your Dashboard.

**Note:** If you do not receive the registration confirmation email, please check your Spam/Junk folder. If needed, mark the message as “Not spam”, or contact the website organizer/administrator.